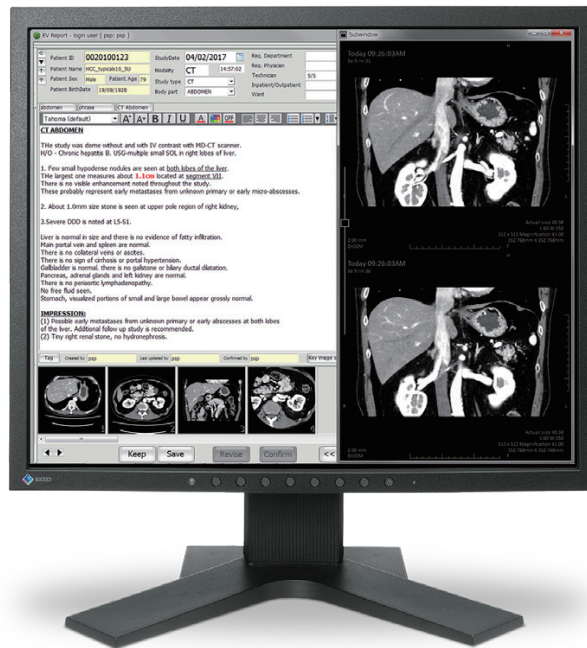
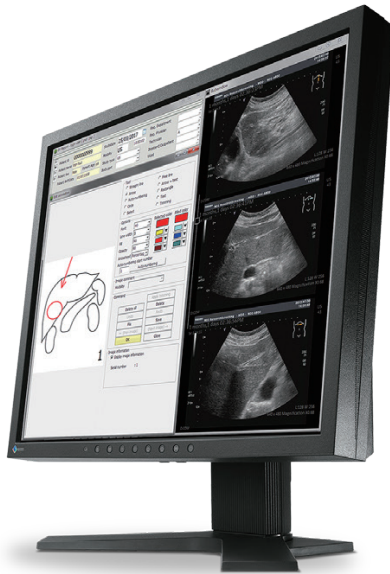




Clinical Review Monitor
RadiForce[®] MX194



19-inch, 1 megapixel monitor with DICOM Part 14 calibration for viewing DSA, CT, and MRI.

Attain Steady Images Across the Screen

The Digital Uniformity Equalizer (DUE) function helps to even out fluctuations in brightness and chroma on different parts of the screen to provide smoother images.



Without DUE



With DUE

Long-Term Brightness Stability

EIZO guarantees 10,000 hours of use when the brightness is maintained at the recommended 180 cd/m² (maximum 350 cd/m²). As the monitor is compliant with DICOM Part 14, it can faithfully reproduce medical images such as DSA, CT, and MRI, even over long-term use.



RadiForce[®] MX194

Make the Precise Diagnosis

EIZO carefully measures and sets each grayscale tone for compliance with DICOM Part 14. Furthermore, at startup or upon wakeup, the EIZO-patented drift correction function quickly stabilizes the brightness level and compensates the brightness fluctuations caused by the ambient temperature and the passage of time, allowing medical images to be faithfully reproduced with stable brightness and grayscale.

Simplified Calibration to DICOM Part 14

Perform a simplified calibration compliant with DICOM Part 14 using the bundled RadiCS LE quality control software. RadiCS LE corrects the brightness and grayscale tones of the monitor to maintain image accuracy and consistency over time.

Image Clarity with High Contrast

The MX194 adopts a high contrast VA panel allowing images to be viewed with clarity. With deep blacks, contrast between colors is significant for clear reproduction of color images.

Gain Smooth Color Reproduction

The monitor can support 10-bit input for each RGB color, displaying more than one billion colors simultaneously. This ensures accurate reproduction of color tones for 3D color rendering and image fusion.
10-bit color graphics board and 10-bit color viewer software needed for 10-bit color display.

Select the Ideal Mode for Modalities

Choose various modes for different modalities such as CR, CT, and endoscopy with the CAL Switch function. Using the bundled RadiCS LE software, modes can be set to automatically switch to optimal image viewing conditions.

Improve Operability

EIZO's highly versatile stand offers, tilt, swivel, and a wide height adjustment range, enabling you to use the monitor with greater comfort.

Rest Assured with Medical Qualifications

The monitors meet the strictest medical, safety, and EMC emission standards.

Warranty with Safety and Trust

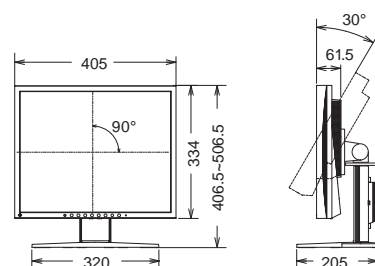
EIZO and its authorized distributors offer a five-year limited warranty.

Specifications

Cabinet Color	Black	
Panel	Type	Color (VA)
	Backlight	LED
	Size	48.1 cm / 19.0"
	Native Resolution	1280 x 1024 (5:4 aspect ratio)
	Viewable Image Size (H x V)	376.3 x 301.0 mm
	Pixel Pitch	0.294 x 0.294 mm
	Display Colors	10-bit colors (DisplayPort): 1.07 billion (maximum) colors 8-bit colors: 16.77 million from a palette of 543 billion colors
	Viewing Angles (H / V, typical)	178° / 178°
	Brightness (typical)	350 cd/m ²
	Contrast Ratio (typical)	2000:1
Response Time (typical)	20 ms (on / off)	
Video Signals	Input Terminals	DVI-D x 1, DisplayPort x 1, D-Sub mini 15 pin x 1
	Digital Scanning Frequency (H / V)	31 - 64 kHz / 59 - 61 Hz
	Analog Scanning Frequency (H / V)	24.8 - 80 kHz / 50 - 75 Hz
	Sync Formats	Separate
USB	Function	1 upstream
	Standard	USB 2.0
Power	Power Requirements	AC 100 - 240 V: 50 / 60 Hz
	Maximum Power Consumption	28 W
	Typical Power Consumption	15 W
	Power Save Mode	0.6 W or less
Sensor	Backlight Sensor	
Features & Functions	Brightness Stabilization	Yes
	Digital Uniformity Equalizer	Yes
	Preset Modes	CAL Switch
	OSD Languages	English, German, French, Italian, Japanese, Simplified Chinese, Spanish, Swedish, Traditional Chinese
Physical Specifications	Net Weight	6.0 kg
	Net Weight (Without Stand)	4.2 kg
	Hole Spacing (VESA Standard)	100 x 100 mm
Certifications & Standards (Please contact the EIZO group company or distributor in your country for the latest information.)	CE (Medical Device Directive), EN60601-1, ANSI/AAMI ES00601-1, CSA C22.2 No. 601-1, IEC60601-1, VCCI-B, FCC-B, CAN ICES-3 (B), RCM, RoHS, China RoHS, WEEE, CCC, EAC	
FDA	510(k) Clearance for General Radiography *	
Supplied Accessories (May vary by country. Please contact EIZO for details.)	AC power cord, signal cable (DisplayPort - DisplayPort), USB cable, Utility Disk (RadiCS LE, PDF installation manual), instructions for use	
Warranty	Five Years	

* Display of mammography images for diagnosis is not supported.

Dimensions (Unit: mm)



EIZO Corporation

153 Shimokashiwano, Hakusan, Ishikawa 924-8566 Japan
Phone: +81-76-277-6792 Fax: +81-76-277-6793
www.eizoglobal.com

All product names are trademarks or registered trademarks of their respective companies. EIZO, the EIZO Logo, RadiForce are registered trademarks of EIZO Corporation. DICOM is the registered trademark of the National Electrical Manufacturers Association for its standards publications relating to digital communications of medical information. Specifications are subject to change without notice.

Assured Systems

Assured Systems is a leading technology company with over 1,500 regular clients in 80 countries, deploying over 85,000 systems to a diverse customer base in 12 years of business. We offer high-quality and innovative rugged computing, display, networking and data collection solutions to the embedded, industrial, and digital-out-of-home market sectors.

US

sales@assured-systems.com

Sales: +1 347 719 4508
Support: +1 347 719 4508

1309 Coffeen Ave
Ste 1200
Sheridan
WY 82801
USA

EMEA

sales@assured-systems.com

Sales: +44 (0)1785 879 050
Support: +44 (0)1785 879 050

Unit A5 Douglas Park
Stone Business Park
Stone
ST15 0YJ
United Kingdom

VAT Number: 120 9546 28
Business Registration Number: 07699660