

Touch CMS



Design exciting touch content for your audience to interact with

Our Touch Content Management System allows anybody to design engaging interactive Touch Screen content without having to write a single line of code. Thanks to the easy-to-use interface the power is now in your hands to create and control content that your audience will love to interact with. Use your pre-existing images, videos and even your own website to design exciting touch content. Deploy your Touch Screen content to screens anywhere in the world with just the push of a button. You can also send remote commands, designate specific user privileges, schedule your content to appear at set times and dates and even preview and interactive with your content from your PC.

COMPATIBLE WITH THE FOLLOWING PRODUCTS

	Wall Mounted & Freestanding Infrared Touch Screens
	PCAP Touch Screens
	Wall Mounted & Freestanding Outdoor PCAP Touch Screens
	POS PCAP Touch Displays
	Android Network Media Players



Overview

Buttons

Link your different pages together and trigger a host of different actions. Use buttons to prompt videos to start, launch websites, link to different pages or playlists and even launch Android compatible applications; all this without having to write any code. You can also utilise Button Groups to create and manage multiple buttons at once.

Videos

Set your videos to play automatically or assign a "play" button to have them play on command. You can even assign multiple buttons to play different videos on the same page, allowing you to create a video gallery.

Static Text

Allows you to input custom text values. Edit the font, colour and size of your text.

Weather Widget

Display a real time local weather forecast at a glance.

Time and Date

Display the time and date in a variety of different formats and choose exactly what colour you want to use.

Images

Insert your images into this zone and set the duration time and transition effect to display your images like a slideshow.

Backgrounds

Set a specific colour or use your own image as your background to frame your media zones. You can also design your entire interface, including buttons, as a background image and then place empty button zones over your graphics.

WHAT IT LOOKS LIKE ON SCREEN



Branding

Insert your company's logo and use the company colours to completely personalise your Touch Screen Content.

Media Galleries

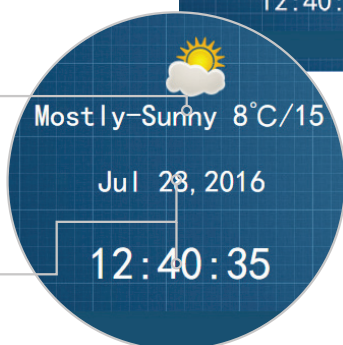
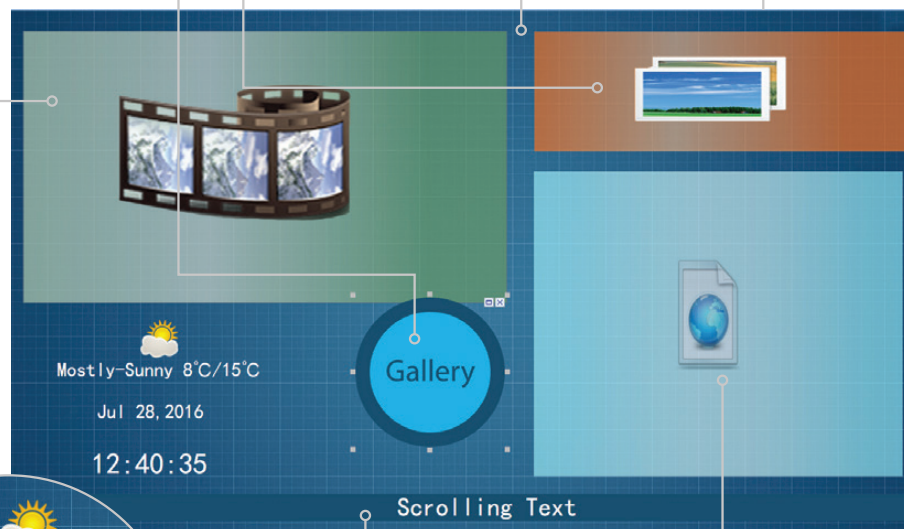
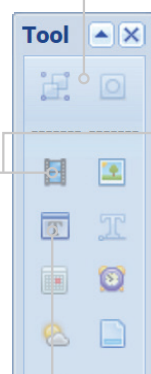
Create user friendly galleries of your image and video content. Personalise your carousel with the length of each slide and the transition affect.

Apps

If you have an Android compatible app that you would like to use you can integrate it into your touch screen content. It can then be launched within the playlist with the touch of a button.

Screensavers

You can set a "timeout" period for your content; if the screen isn't touched during this period you can assign a separate playlist to display automatically. This can include images, videos, webpages and even RSS feeds.



Scrolling Text

Display a scrolling ticker tape message.

Webpages

Incorporating websites and webpages into your Touch Screen content opens up a whole new world of opportunities. Any complicated functions that can't be achieved by using the standard tools of our CMS can be achieved by creating a webpage. Interact with your company website, your social media feeds, online maps, HTML 5 elements and much more.

Example - Retail

The tools of the Touch CMS can all be compiled to create exciting and dynamic Touch Playlists. Here is an example of a retail Touch Playlist showcasing a featured product. This example shows what tools you can utilise to create stunning touch content using our CMS.

Video

A promotional video for the product takes centre stage on the homepage as it plays in a continuous loop.

Image

A QR code is inserted as an image so that when a user scans it with their smartphone it automatically downloads the accompanying app to their device.



Overview

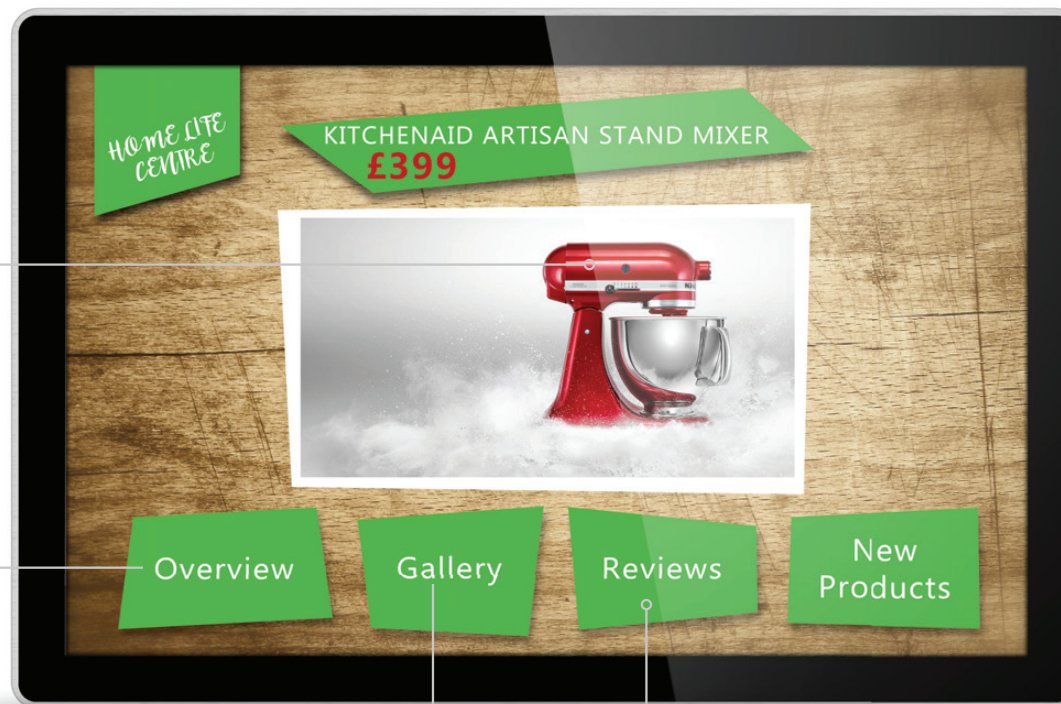
This page lists all of the main features of the product. It also has a QR code inserted as an image so that when a user scans it with their smartphone it automatically downloads the accompanying app to their device.

Media Gallery

Users can select the images and videos that they want to view from this gallery.

Homepage

This is the root of the Touch Playlist, with buttons acting as links to the other four pages. It features a promotional video of the product playing in the centre.



Buttons

The interface of the homepage is actually just one single flat image set as a background image. Transparent button zones are then placed over where the buttons appear.

Gallery

Customers can learn more about the product by scrolling through the informational image and video adverts that are featured in this carousel style gallery.





Reviews

This is a page where customers can leave their own review of the product and read comments left by other customers about the product.

Webzone

The webzone is linked to the company's review webpage and works in the same way as it would on their website when using a desktop PC. The webpage allows users to rate the product out of 5 and actually write a comment about the product. Comments then have to be approved by head office before they would appear on the feed to the left.

Button Group

Using Button Groups allows you to keep your buttons more organised and in formation. Each of these buttons triggers a different video playing in the video zone on the left.

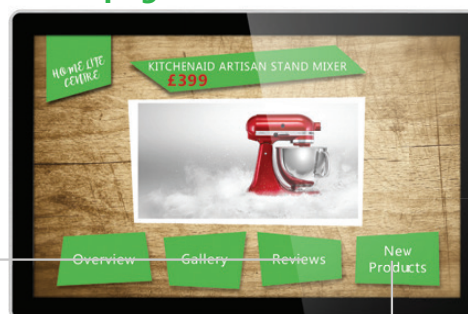
Scrolling Text

A scrolling text bar is a great way to inform users about the history of the product or brand that they are exploring.

New Products

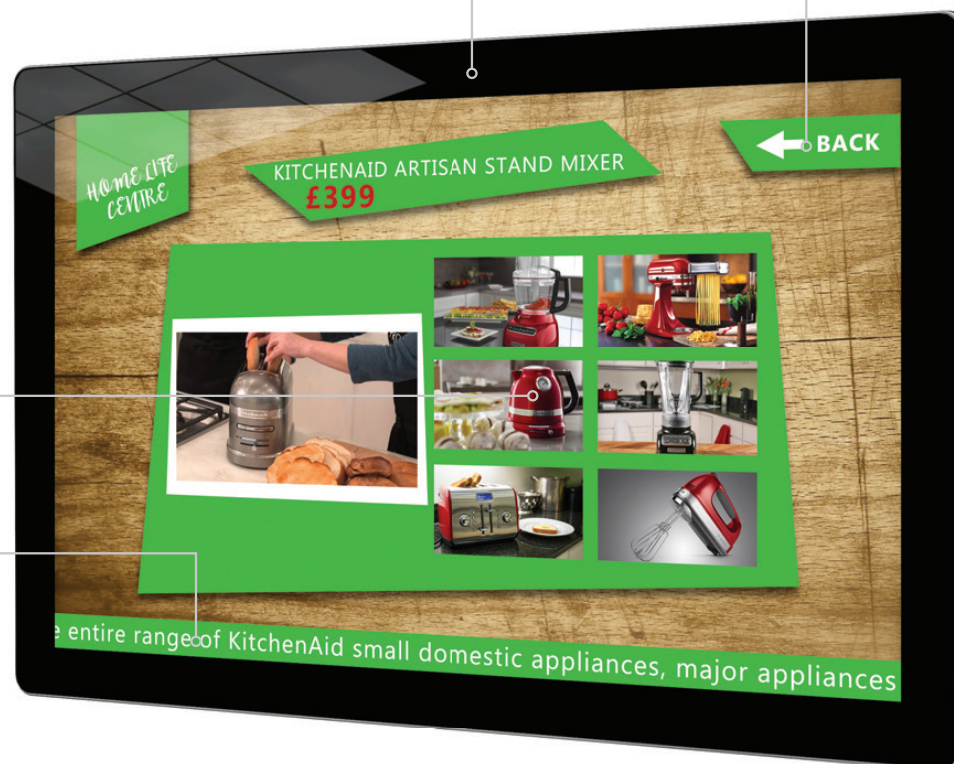
This page showcases other products available by the brand that customers may also be interested in.

Homepage



Button

Using buttons allow users to navigate around the Touch Playlist. Each page has a 'Back' button that allows users to return to the homepage.



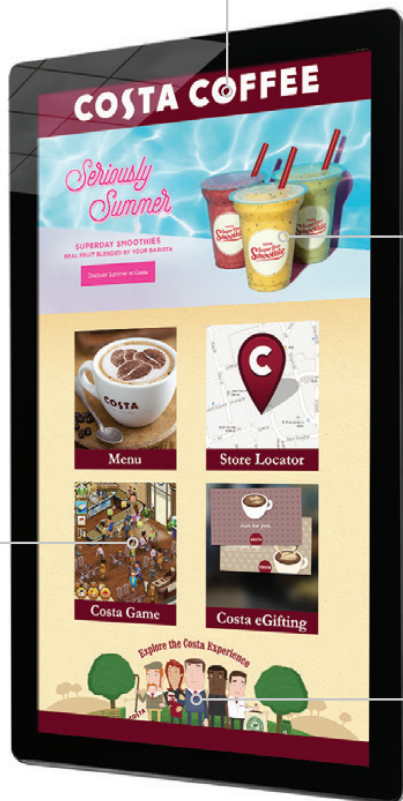
Applications

Food

Make your menu interactive and let your customers explore your selection. In this example a coffee store brand is using a PCAP Touch Screen as an interactive menu board. This is a great way to connect with customers not only to display menu items but also to alert them to targeted products and promotions.

Android Application

Touching this button launches a pre-existing Android gaming app so you can play it within the Touch Playlist. This is to keep customers entertained while they wait for their order.



Background

The predesigned background image allows the company to maximise their branding into the design of their pages.

Image Gallery

This image gallery is designed to cycle through multiple images that each display specific products and offers that the brand wants to promote.

Button Zone

Set transparent button areas so that if a user were to touch this section it would allow them to browse through the company website.

Hospitality

Putting the customer's needs first is one of the key components of the hospitality sector; making Touch Screens the natural fit. Touch Screens can always be accessed by your customers and always have the most accurate and up to date information available. In this example a hotel is using a PCAP Touch Screen to display some local attractions for their guests to explore, including directions on how to get there, either by foot, tube or by car.

Weather Widget

The weather is displayed using both text and icons to accurately depict what the weather is like at a glance.

Background

The hotel has used their company colours and logo as the background for their Touch Playlist.



Time/Date

In the hotel industry displaying the time and date is essential to allow guests and staff to check in and check out on time.

Webzone

This webzone is linked directly to Google Maps that shows the route from the hotel directly to each location once selected.

Button Groups

With so many different buttons on the page, grouping them allows you to distinctly separate them from one another. One set of these buttons allow you to choose the location you would like to visit, the other by the type of transport you wish to take.

Healthcare

Hospitals and healthcare centres can be busy, fast paced environments with the need for effective and intuitive technology. This healthcare centre is using a Wall Mounted Infrared Touch Screen as an interactive information board for their patients. On the home page there is a wayfinding solution for their patients and also links to other pages where they can find out more information about the facility and the people who work there.



Image

This large image zone features a handy map of the hospital site that allows patients and staff to navigate to where they want to be.

Weather Widget

The weather is displayed using both text and icons to accurately depict what the weather is like at a glance.

Button Groups

Using a Button Group allows you to keep buttons of the same set in formation. Each button in the group uses a separate image and links to the corresponding page, acting as a navigation panel for your Touch Playlist.

Time/Date

In the healthcare industry displaying the time and date is a feature that allows the staff and patients to keep track of appointment times.

Museum

Touch Screens are a great way to educate and inform visitors about your current collection and go more in depth about a targeted topic. In this example a Freestanding Outdoor PCAP Touch Screen is used just outside the entrance of a museum to inform visitors, and passers-by, of an exhibition that they are holding. The Touch Playlist informs users about the current exhibition and entices them to see it for themselves. Touch Screens can bring exhibitions to life with images and videos that can be used to create narratives that delight your visitors.



Button Group

As this is the homepage it is the root for all the other pages. Using a Button Group allows you to keep buttons of the same set in formation. Each button in the group uses a separate image and links to the corresponding page.

Android Application

When this button is touched, an Android App by the artist launches within the Touch Playlist. This interactive app educates users about past projects and artworks by the artist in more depth.

Webzone

This button takes you to a separate page containing a webzone with an interactive online map.

Time & Date

The homepage displays the current time and date.

Assured Systems

Assured Systems is a leading technology company with over 1,500 regular clients in 80 countries, deploying over 85,000 systems to a diverse customer base in 12 years of business. We offer high-quality and innovative rugged computing, display, networking and data collection solutions to the embedded, industrial, and digital-out-of-home market sectors.

US

sales@assured-systems.com

Sales: +1 347 719 4508

Support: +1 347 719 4508

1309 Coffeen Ave
Ste 1200
Sheridan
WY 82801
USA

EMEA

sales@assured-systems.com

Sales: +44 (0)1785 879 050

Support: +44 (0)1785 879 050

Unit A5 Douglas Park
Stone Business Park
Stone
ST15 0YJ
United Kingdom

VAT Number: 120 9546 28

Business Registration Number: 07699660