


**FEATURES**

**MODELS mPCIe-IIRO-8 AND mPCIe-IIRO-4**

- PCI EXPRESS MINI CARD (mPCIe) TYPE F1, WITH LATCHING I/O CONNECTORS
- CHANGE-OF-STATE (CoS) DETECTION IRQ GENERATION
- 9" CABLE (228MM), STANDARD
- PANEL-MOUNTABLE DB-37M ISOLATION MODULE
- 8 OR 4 OPTICALLY-ISOLATED NON-POLARIZED INPUTS
- 8 OR 4 ELECTROMECHANICAL 1A RELAY OUTPUTS
- AVAILABLE INDUSTRIAL TEMP (-40°C TO +85°C), ROHS STANDARD



**FUNCTIONAL DESCRIPTION**

The mPCIe-IIRO-8 consists of a type F1 PCI Express Mini Card (mPCIe) interface board that connects to a Mobile-ITX-sized, DB-37M Isolation Module via an included 9" cable. That module is designed to be easily panel-mounted in any application environment. It uses the high speed PCI Express bus to transfer digital data to and from the card. The digital I/O is compatible with 8255 PPI chips making it easy to program. This allows for simple and trouble-free migration from other ACCES PCI and PCI Express digital I/O cards, but also provides for advanced features enabled by the onboard FPGA logic.

The mPCIe-IIRO cards are well suited to complex environments, mitigating otherwise challenging ground-loops, high-common-mode, and transient voltage spikes common in electrically-noisy industrial or factory locations. The broad voltage compatibility and high current outputs allows use in a wide range of applications.

The non-polarized inputs support both AC and DC, and configuration jumpers allow 4.7ms input filters to be enabled per-channel, as desired – required for AC use. The Isolated Inputs support voltages from 3 to 31 VDC/VAC RMS [40Hz to 10000Hz], as well as standard 12/24 AC control transformer signals.

Outputs are 5 Form C ("Single-pole, double-throw", or SPDT) and 3 Form A (SPST) electromechanical relays capable of 1A continuous-current load.


**SPECIAL ORDER**

Please contact ACCES with your precise requirement. Examples of special orders would be conformal coating, custom software or product labelling, and more. We will work with you to provide *exactly* what is required.

**ACCESSORIES**

Available accessories include:

- ADAP37, STB-37** 37-pin Screw Terminal Accessory
- mPCIe-HDW-KIT2** Mounting hardware for 2mm
- mPCIe-HDW-KIT2.5** Mounting hardware for 2.5mm

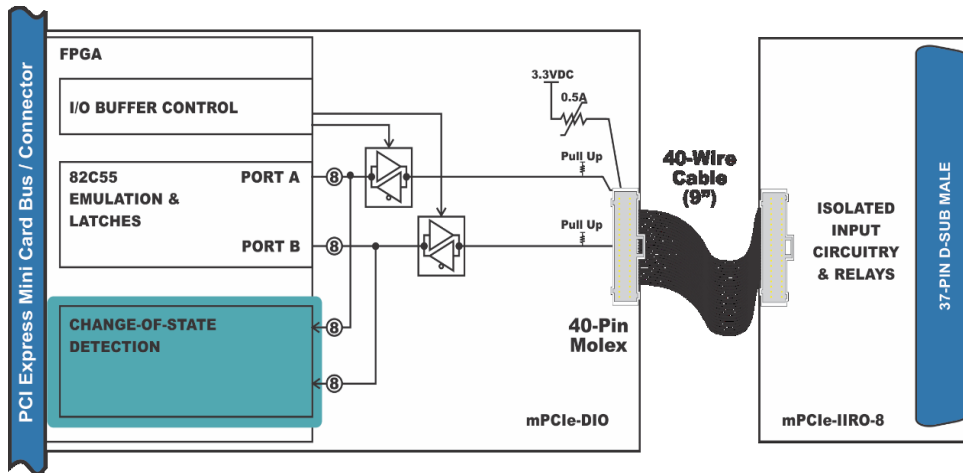


**SOFTWARE**

The card is supported for use in most operating systems and includes a free DOS, Linux, and Windows 2000/XP/2003/Vista/7/8/10 compatible software package. This package contains sample programs and source code in Visual Basic, Delphi, and Visual C++ for Windows. Also provided is a graphical setup program in Windows. Linux support includes installation files and basic samples for programming from user level via an open source kernel driver. Third party support includes a Windows standard DLL interface usable from the most popular application programs, and includes LabVIEW 8.5+ VIs. Embedded OS support includes Windows XPe, WES7, WES8, etc. Full register-level documentation of all features ensures easy compatibility in any application environment.

**ACCES**  
I/O PRODUCTS, INC.

**Isolated Digital Input & Relay Output  
PCI Express Mini Card Data Sheet**



**PC Interface**

PCI Express Mini Card	Type F1 "Full Length"
Note: Device's connector violates component height restrictions	

**Isolated Inputs**

Number	8 (or 4)
Type	Non-polarized, optically isolated from each other and from the computer (CMOS compatible)
Voltage	3 to 31 DC or AC RMS (40 to 10000Hz)
Isolation	500V channel-to-ground and channel-to-channel
Resistance	1.8KΩ in series with opto-coupler
Filter Response	Rise-time 4.7 ms Fall-time 4.7 ms
Non-Filter Response	Rise-time 10 μs Fall-time 30 μs

**Relay Outputs**

Number	8 (or 4)
Type	5 Form C (SPDT) and 3 Form A (SPST), Ag with Au clad, single crossbar for mPCIe-IIRO-8; 4 Form C for mPCIe-IIRO-4
AC Load	0.5A at 125 VAC (62.5 VA max)
DC Load	1A at 24 VDC (30W max)
Switching Voltage	125 VAC, 60 VDC, max
Switching Current	1A max
Contact Resistance	100 mΩ, max
Contact Life	5 million operations, min

**Environmental**

Temperature	Operating 0°C to 70°C (order "-T" for -40° to 85°C) Storage -65° to 150°C
-------------	--

Humidity	5% to 95%, non-condensing
Power required	+3.3VDC @ 730mA typ., all relays on

**Physical**

mPCIe board characteristics	
Weight	6.2 grams
Size	Length 50.95mm (2.006")
	Width 30.00mm (1.181")
I/O connector	On-card Molex 501190-4017 40-pin latching mating Molex 501189-4010
Isolation Module characteristics	
Weight	51.4 grams (+ 11.2 grams for the 9" cable)
Size (Mobile-ITX sized)	Length 2.952"
	Width 1.772"
I/O connector	On-module Male, D-Sub Miniature, 37-pin mating Female, D-Sub Miniature, 37-pin

Signal Definitions	
Signal	Meanings
IN A	Non-Polarized Isolated Input "A" Side
IN B	Non-Polarized Isolated Input "B" Side
C	Relay Common pin
NO	Relay Normally Open pin
NC	Relay Normally Closed pin

DB-37M Male Pinout			
	<b>1</b>	IN A 7	
<b>20</b>	IN B 7	<b>2</b>	IN A 6
<b>21</b>	IN B 6	<b>3</b>	IN A 5
<b>22</b>	IN B 5	<b>4</b>	IN A 4
<b>23</b>	IN B 4	<b>5</b>	IN A 3
<b>24</b>	IN B 3	<b>6</b>	IN A 2
<b>25</b>	IN B 2	<b>7</b>	IN A 1
<b>26</b>	IN B 1	<b>8</b>	IN A 0
<b>27</b>	IN B 0	<b>9</b>	C 7
<b>28</b>	NO 7	<b>10</b>	C 6
<b>29</b>	NO 6	<b>11</b>	C 5
<b>30</b>	NO 5	<b>12</b>	NC 4
<b>31</b>	C 5	<b>13</b>	NO 4
<b>32</b>	NC 3	<b>14</b>	C 3
<b>33</b>	NO 3	<b>15</b>	NC 2
<b>34</b>	C 2	<b>16</b>	NO 2
<b>35</b>	NC 1	<b>17</b>	C 1
<b>36</b>	NO 1	<b>18</b>	NC 0
<b>37</b>	C 0	<b>19</b>	NO 0

The mPCIe-IIRO Family DB-37M pinout is identical to the ACCES PCI-IIRO-8 and PCIe-IIRO-8 pinout.

**ORDERING GUIDE**

mPCIe-IIRO-8	8 Isolated Input, 8 Relay Output mPCIe Card
mPCIe-IIRO-4	4 Isolated Input, 4 Relay Output mPCIe Card
<i>Add -T to your model # for Industrial Temperature Option (-40° to 85°C)</i>	

## Assured Systems

Assured Systems is a leading technology company with over 1,500 regular clients in 80 countries, deploying over 85,000 systems to a diverse customer base in 12 years of business. We offer high-quality and innovative rugged computing, display, networking and data collection solutions to the embedded, industrial, and digital-out-of-home market sectors.

### US

[sales@assured-systems.com](mailto:sales@assured-systems.com)

Sales: +1 347 719 4508  
Support: +1 347 719 4508

1309 Coffeen Ave  
Ste 1200  
Sheridan  
WY 82801  
USA

### EMEA

[sales@assured-systems.com](mailto:sales@assured-systems.com)

Sales: +44 (0)1785 879 050  
Support: +44 (0)1785 879 050

Unit A5 Douglas Park  
Stone Business Park  
Stone  
ST15 0YJ  
United Kingdom

VAT Number: 120 9546 28  
Business Registration Number: 07699660